

Manhattan River Group
 March 1-31, 2014
 (5% Fee to NYC Parks & Recreations)

Revenue Category:				
Restaurant Sale			\$	-
Lounge/Upper Deck Sale			\$	-
Beach Sale			\$	-
Catering Events -			\$	33,186.35
ATM Commissions			\$	-
Photography			\$	-
Valet Parking			\$	-
Total Gross F&B sales 03/1-31/2014			\$	33,186.35
Charged-backs on various credit card transactions			\$	-
Net F&B Sales			\$	33,186.35
Total due on March 1-31, 2014		5%	\$	1,659.32
Total Tips declared from: 3/1-31/2014			\$	-

"I hereby certify the above statement to be true and correct".



 Mr. Josh Rosen

Manhattan River Group
 February 1-28, 2014
 (5% Fee to NYC Parks & Recreations)

Revenue Category:					
Restaurant Sale				\$	-
Lounge/Upper Deck Sale				\$	-
Beach Sale				\$	-
Catering Events -				\$	23,180.17
ATM Commissions				\$	-
Photography				\$	-
Valet Parking				\$	-
Total Gross F&B sales 02/1-28/2014				\$	23,180.17
Charged-backs on various credit card transactions				\$	-
Net F&B Sales				\$	23,180.17
Total due on February 1-28, 2014			5%	\$	1,159.01
Total Tips declared from: 2/1-28/2014				\$	0

"I hereby certify the above statement to be true and correct".



 Mr. Josh Rosen

Manhattan River Group
 January 1-31, 2014
 (5% Fee to NYC Parks & Recreations)

Revenue Category:					
Restaurant Sale					\$ -
Lounge/Upper Deck Sale					\$ -
Beach Sale					\$ -
Catering Events -					\$ 23,880.25
ATM Commissions					\$ -
Photography					\$ -
Valet Parking					\$ -
Total Gross F&B sales 01/1-31/2014					\$ 23,880.25
Charged-backs on various credit card transactions					\$ -
Net F&B Sales					\$ 23,880.25
Total due on January 1-31, 2014			5%		\$ 1,194.01
Total Tips declared from: 1/1-31/2014					\$ -

"I hereby certify the above statement to be true and correct".


 Mr. Josh Rosen

Manhattan River Group
 December 1-31, 2013
 (5% Fee to NYC Parks & Recreation)

Revenue Category:					
Restaurant Sale				\$	25,129.95
Lounge/Upper Deck Sale				\$	1,331.22
Beach Sale				\$	-
Catering Events -				\$	72,181.38
ATM Commissions				\$	-
Photography				\$	-
Valet Parking				\$	-
Total Gross F&B sales 12/1-31/2013				\$	98,642.55 ✓
Charged-backs on various credit card transactions				\$	-
Net F&B Sales				\$	98,642.55 ✓
Total due on 12/1-31/2013			5%	\$	4,932.13 ✓
Total Tips declared from: 12/02-1/5, 2014				\$	12,666.00 ✓

"I hereby certify the above statement to be true and correct".


 Mr. Josh Rosen

Manhattan River Group
 November 1-30, 2013
 (5% Fee to NYC Parks & Recreations)

Revenue Category:					
Restaurant Sale				\$	72,671.77
Lounge/Upper Deck Sale				\$	5,868.00
Beach Sale				\$	-
Catering Events -				\$	29,153.10
ATM Commissions				\$	-
Photography				\$	-
Valet Parking				\$	-
Total Gross F&B sales 11/1-30/2013				\$	107,692.87
Charged-backs on various credit card transactions				\$	(855.00)
Net F&B Sales				\$	106,837.87
Total due on 11/1-30/2013			5%	\$	5,341.89
Total Tips declared from: 10/28-12/01, 2013				\$	11,677.03

"I hereby certify the above statement to be true and correct".



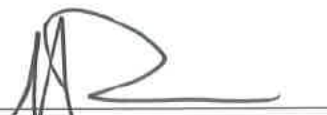
 Mr. Josh Rosen

Manhattan River Group
 October 1-31, 2013
 (5% Fee to NYC Parks & Recreations)

Revenue Category:				
Restaurant Sale			\$	127,403.97
Lounge/Upper Deck Sale			\$	32,944.18
Beach Sale			\$	-
Catering Events -			\$	14,048.38
ATM Commissions			\$	-
Photography			\$	-
Valet Parking			\$	-
Total Gross F&B sales 8/1-31/2013			\$	174,396.53
Charged-backs on various credit card transactions			\$	(3,440.68)
Net F&B Sales			\$	170,955.85
Total due on 10/1-31/2013		5%	\$	8,547.79
Total Tips declared from: 10/6- to 10/27, 2013			\$	27,461.92




"I hereby certify the above statement to be true and correct".


 Mr. Josh Rosen

Manhattan River Group
 September 1-30, 2013
 (5% Fee to NYC Parks & Recreations)

Revenue Category:					
Restaurant Sale				\$	408,081.58
Lounge/Upper Deck Sale				\$	161,061.76
Beach Sale				\$	93,904.79
Catering Events -				\$	33,361.30
ATM Commissions				\$	-
Photography				\$	-
Valet Parking				\$	750.00
Total Gross F&B sales 8/1-31/2013				\$	698,059.53
Charged-backs on various credit card transactions				\$	(5,130.87)
Net F&B Sales				\$	692,928.66
Total due on 9/30/2013 -			5%	\$	34,646.43
Total Tips declared from: 9/3 to 9/29, 2013				\$	55,892.00

"I hereby certify the above statement to be true and correct".



Mr. Josh Rosen

Manhattan River Group
 August 1-31, 2013
 (5% Fee to NYC Parks & Recreations)

Revenue Category:					
Restaurant Sale					\$ 752,769.11
Lounge/Upper Deck Sale					\$ 547,452.26
Beach Sale					\$ 494,522.95
Catering Events -					\$ 49,681.66
ATM Commissions					\$ -
Photography					\$ 400.00
Valet Parking					\$ 750.00
Total Gross F&B sales 8/1-31/2013					\$ 1,845,575.98
Charged-backs on various credit card transactions					\$ (3,401.45)
Net F&B Sales					\$ 1,842,174.53
Total due on 9/20/2013			5%		\$ 92,108.73
Total Tips declared from: 8/5 to 9/2, 2013					\$ 145,461.10

"I hereby certify the above statement to be true and correct".

 Mr. Josh Rosen

Deductions:

Only owners comp
 charged backs
 sale from bbq, valet parking, photograhpy

Manhattan River Group
 July 1-31, 2013
 (5% Fee to NYC Parks & Recreations)

Revenue Category:							
Restaurant Sale						\$ 858,798.81	
Lounge/Upper Deck Sale						\$ 536,729.62	
Beach Sale						\$ 544,741.15	
Catering Events -						\$ 22,990.18	
ATM Commissions						\$ 3,280.05	
Total Gross F&B sales 7/1-31/2013						\$ 1,966,539.81	
Total due on 8/20/2013					5%	\$ 98,326.99	

"I hereby certify the above statement to be true and correct".


 Mr. Josh Rosen

Footnote:

- Total tips calculated for the month of July 2013:

\$ 149,051.31

#

Manhattan River Group
 June 1-30, 2013
 (5% Fee to NYC Parks & Recreations)

Revenue Category:					June 2013
Restaurant Sale					\$ 802,090.27
Lounge/Upper Deck Sale					\$ 643,636.32
Beach Sale					\$ 643,305.50
Catering Events -					\$ 34,647.00
ATM Commissions					\$ 1,237.50
Total Gross F&B sales 7/1-31/2013					\$ 2,124,916.59
5% Fee Due to NYC Parks & Recreation					\$ 106,245.83
Less: Credit Given by NYC Parks & Recreation					\$ (27,784.65)
Total due on 8/20/2013			5%		\$ 78,461.18

"I hereby certify the above statement to be true and correct".


 Mr. Josh Rosen

Footnote:

1. Total tips calculated for the month of ^{June} ~~July~~ 2013 \$ 153,077.32

**MONTHLY REPORT OF GROSS RECEIPTS
MANHATTAN RIVER GROUP, LLC**

This Report Represents Gross Receipts Received (Net of Sales Tax)
Through The Last Day of Month

Month:	Jun-13
REVENUE CATEGORY:	
RESTAURANT SALE	802,090.27
LOUNGE /UPPERDECK SALE	643,636.32
BEACH SALE	643,305.50
CATERING EVENTS	34,647.00
OTHER INCOME - ATM MACHINECOMMISSION	1,237.50
GROSS RECEIPTS	2,124,916.59
5% FEE DUE TO NYC PARKS & RECREATIONS	106,245.83
LESS: CREDIT GIVEN BY NYC PARKS & REC	(27,784.65)
Total Amount Due to NYC Parks & Recreation	78,461.18

"I hereby certify the above statement to be true and correct".

Signature:



Date:

7/31/13

5% due NYC Department of Parks & Recreation

**MONTHLY REPORT OF GROSS RECEIPTS
MANHATTAN RIVER GROUP, LLC**


THIS REPORT REPRESENTS GROSS RECEIPTS RECEIVED (NET OF SALES TAX)
THROUGH THE LAST DAY OF MONTH

MONTH	May
REVENUE CATEGORY	
RESTAURANT SALE	336,549
LOUNGE/UPPERDECK/ SALE	409,181
BEACH SALE	82,164
CATERING/ EVENTS	16,481
NET INCREASE/(DECREASE) IN CATERING DEPOSIT LIABILITY	
MERCHANDISE SALE	
MISCELLANEOUS (DESCRIBE) chargebacks	(335.34)
TOTAL GROSS RECEIPTS:	844,040
TOTAL AMOUNT OF GRATUITIES EXCLUDED FROM GR	0

"I hereby certify the above statement to be true and correct."

Signature

Date



 30-Jun-13

5% due NYC Dept of Parks and Recreation

 42,202.01

**MONTHLY REPORT OF GROSS RECEIPTS
MANHATTAN RIVER GROUP, LLC**

THIS REPORT REPRESENTS GROSS RECEIPTS RECEIVED (NET OF SALES TAX)
THROUGH THE LAST DAY OF MONTH

MONTH	April
REVENUE CATEGORY	
RESTAURANT SALE	100,827
LOUNGE SALE	44,395
BEACH SALE	0
CATERING/ EVENTS	0
NET INCREASE/(DECREASE) IN CATERING DEPOSIT LIABILITY	0
MERCHANDISE SALE	0
MISCELLANEOUS (DESCRIBE) chargebacks	(20,449.40)
TOTAL GROSS RECEIPTS:	124,772
TOTAL AMOUNT OF GRATUITIES EXCLUDED FROM GR	0

"I hereby certify the above statement to be true and correct."

Signature

Date

June 3, 2013

5% due NYC Dept of Parks and Recreation

6,238.62